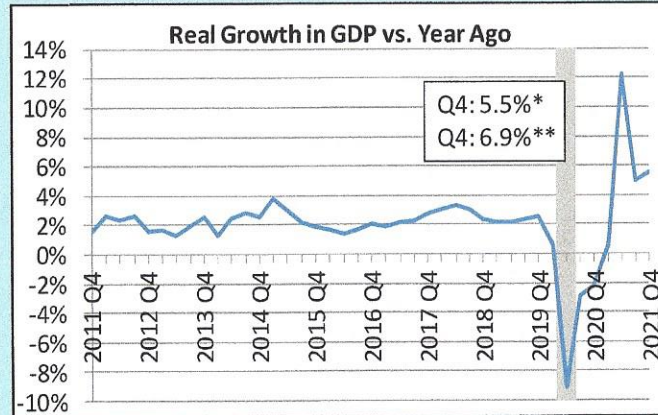


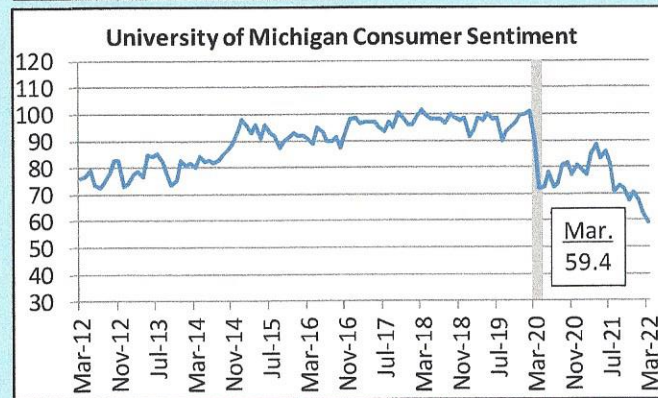
# The Big Picture

## U.S. Quarterly GDP



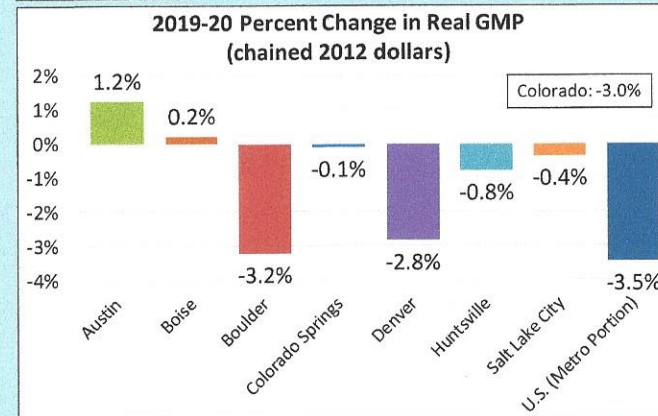
\*March estimate of Real GDP Percent Change from Q4 Year Ago, SA  
 \*\*If Q4 changes were annualized over the year.  
 Source: U.S. Bureau of Economic Analysis

## U.S. Consumer Sentiment



Source: University of Michigan

## MSA Real GMP



Note: Military data is included in GMP. Real GMP is adjusted for regional price parity (RPP). Percentage change compares 2020 to 2019 real GMP.  
 Source: U.S. Bureau of Economic Analysis

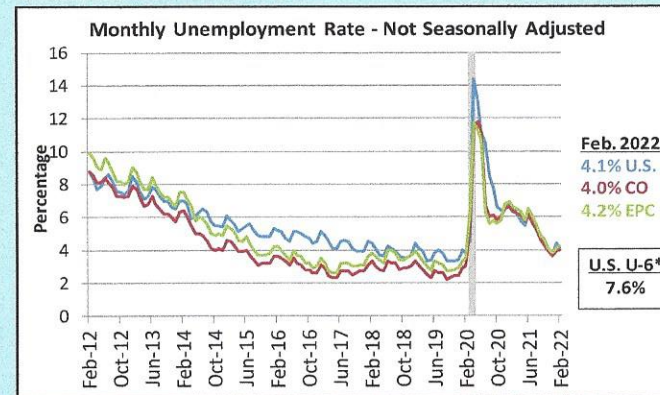
# Labor Force/Employment

## U.S. Non-Farm Job Openings



Source: U.S. Bureau of Labor Statistics; Job openings data lags.

## Unemployment Rate




Note: Data is not seasonally adjusted (NSA). Seasonally adjusted (SA) rate in February was 3.8% for the U.S. and 4.0% for Colorado.  
 \*U-6 includes employed, those marginally attached to the labor force, plus those employed part time who would prefer full-time work.  
 Sources: U.S. Bureau of Labor Statistics; CO Dept. of Labor & Employment

## Inflationary Measures

U.S. Consumer Price Index - February 2022		
	All items	Less food & energy
Change from January to February 2022 (SA)	0.8%	0.5%
Last 12-months (NSA)	7.9%	6.4%

The 2021 cost of living in the Colorado Springs MSA was 108.2% of the U.S. according to COLI.org data provided by *The Gazette*.  
 Source: U.S. Bureau of Labor Statistics; data for all urban consumers (CPI-U)



updated (3/30/2022)

# Local Labor Force/Employment

## Colorado Springs MSA Job Openings

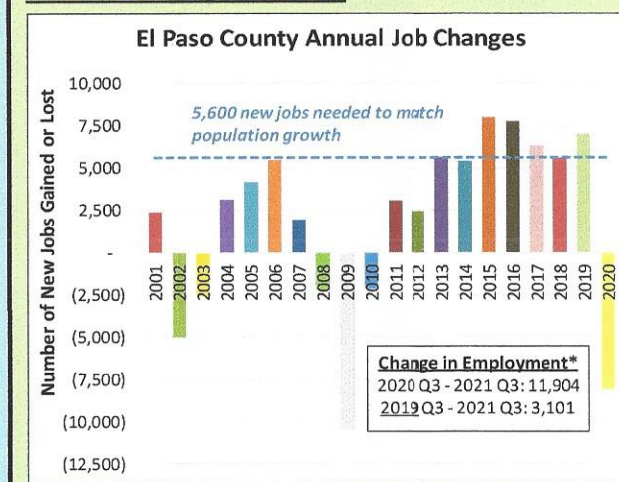
February 2022		
Top Job Titles/ (Risk of Automation*)	# of Job Postings	Market Salary
Registered Nurses (L)	822	\$61,420
Software Developers, Applications (L)	820	\$96,663
Managers (L)	529	\$71,992
Computer Systems Engineers/Architects (L)	504	\$97,525
Retail Salespersons (H)	493	\$27,100
Sales Reps, Wholesale & Mfg (M)	488	\$42,486
Customer Service Reps (M)	419	\$28,795
First-Line Supervisors of Retail Sales Workers (L)	365	\$35,292
Maintenance & Repair Workers (M)	325	\$33,172
Information Security Analysts (L)	308	\$97,620

\*Risk of Automation: L=Low Risk; M=Medium Risk; H=High Risk

**TOTAL Job Openings: 23,933**  
**TOTAL Unemployed: 15,461**  
**Workers Available per Job Opening: 0.65**

Sources: The Conference Board® Burning Glass® Help Wanted OnLine™ via Pikes Peak Workforce Center; CO Dept. of Labor & Employment

## El Paso County New Jobs

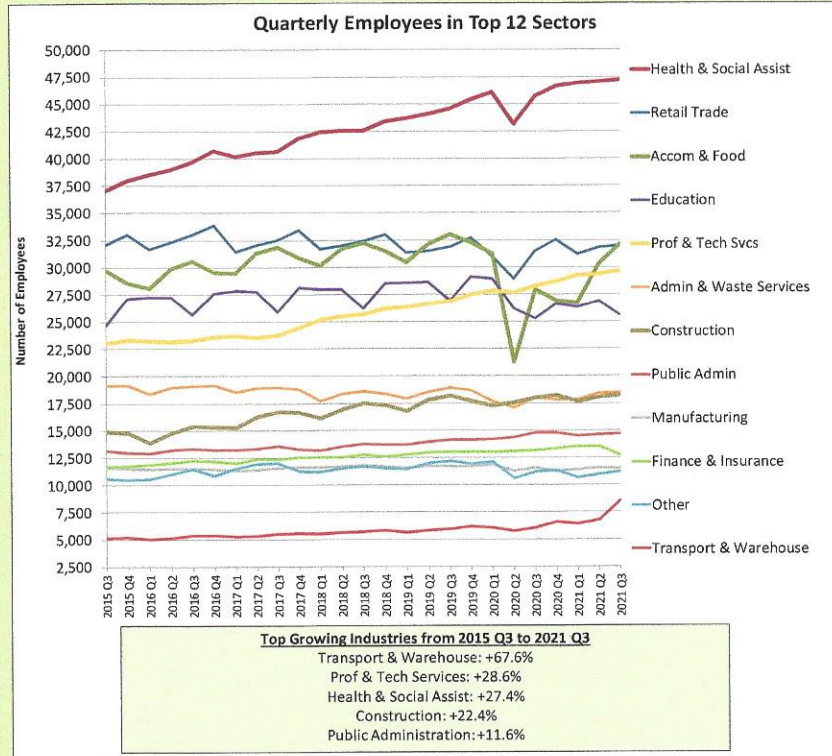


\*See Tatiana's narrative for details.  
 An estimated 5,600 jobs are needed based upon population growth and age composition; calculated by the UCCS Economic Forum.  
 Source: CO Dept. of Labor & Employment, Quarterly Census of Employment and Wages (QCEW); UCCS Economic Forum



# Local Employment/Wages

## El Paso County Employment in Selected Sectors



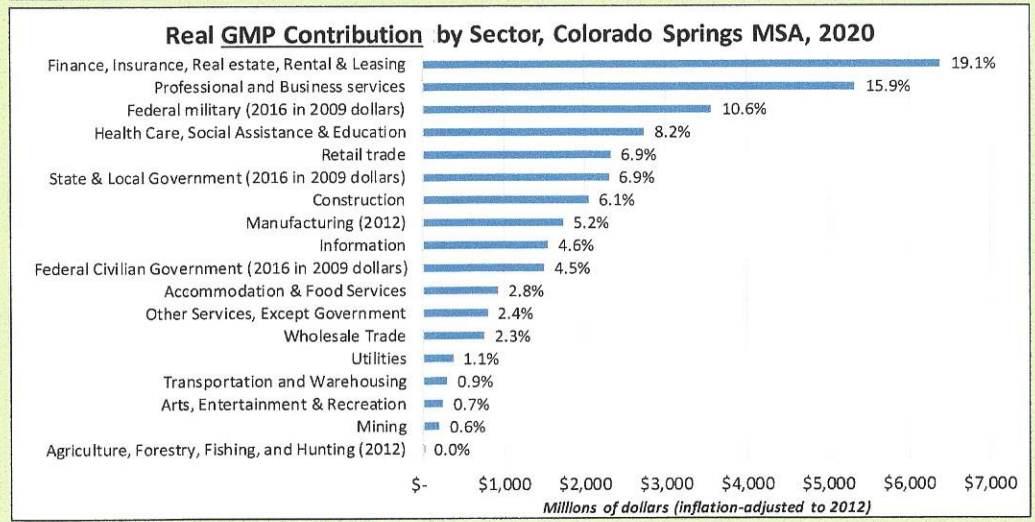
Note: QCEW data lags by up to two quarters and does not include military-related employees.  
 Sources: U.S. Bureau of Labor Statistics and Colorado Department of Labor and Employment, QCEW; U.S. Census Bureau, Small Area Income and Poverty Estimates; U.S. Department of Health & Human Services; MIT Living Wage Calculator.

2021 Q3 Average Annual Wages for All Industries		
<i>El Paso County wages are 9.1% lower than U.S. wages and 13.9% lower than CO wages.</i>		
U.S.	Colorado	El Paso County
\$65,052	\$68,692	\$59,124
<b>2021 Q3 El Paso County Total Employment (excluding military)</b>		288,484
<b>*Estimated military employment in 2020 (and % of total EPC who are military).</b>		59,927 (17.9%)

2020 Federal Poverty Level (FPL)		
	El Paso County	U.S.
% people at FPL or below	9.1%	11.9%
<i>Note: FPL in 2020 was \$12,760 for an individual and \$26,200 for a family of four.</i>		

2020 Minimum Wage & Living Wage El Paso County		
	Wage/Hr	Annualized
Minimum wage salary for full-time worker	\$12.00	\$24,960
Living wage: HHs with 1 adult, 2 children	\$40.09	\$83,387
Living wage: HHs with 2 adults (1 working), 2 children	\$33.39	\$69,451
Living wage: HHs with 2 adults* (2 working), 2 children	\$22.01	\$45,781
<i>*Living wage is for each working adult. For specifics, go to livingwage.mit.edu.</i>		

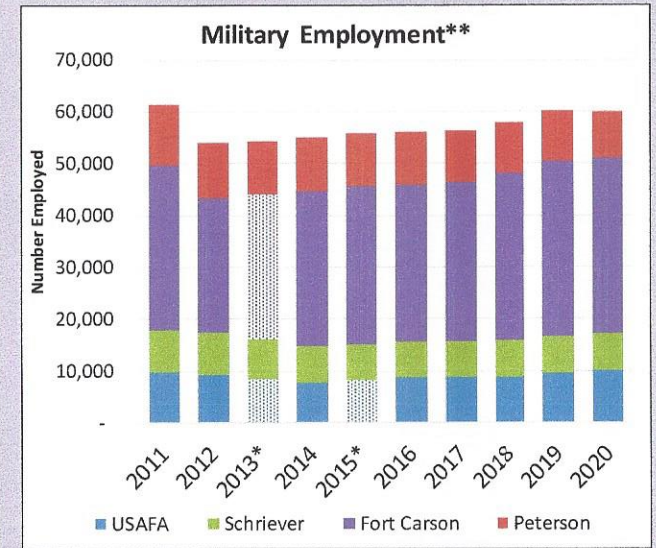
## Colorado Springs MSA GMP by Sector



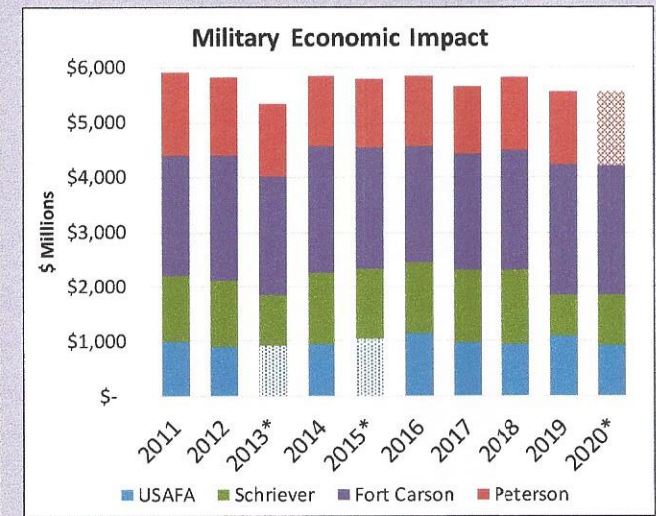
Manufacturing and Agriculture data last disclosed in 2012. Government data lags for these metrics and was not released by sector so data shown is for 2016 in 2009 dollars.  
 Source: U.S. Bureau of Economic Analysis

# Military

## El Paso County Employment



## Expenditures in El Paso County

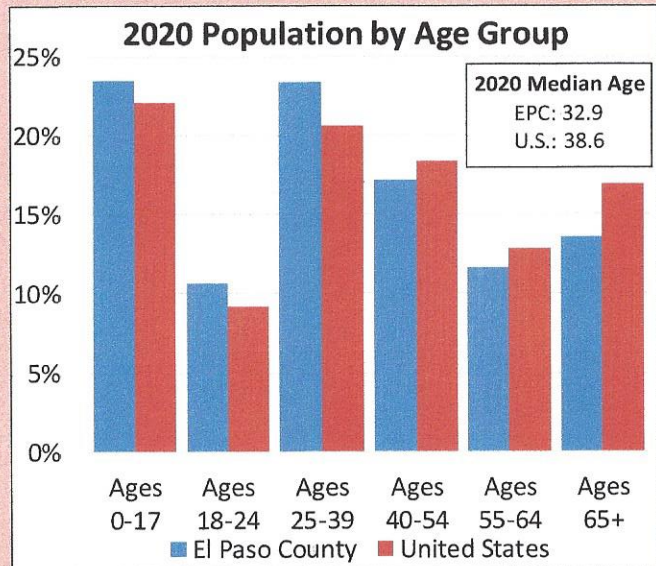


\*2013 and 2015 data was not available for all locations. Textured bars are an estimate in 2013 and 2015 made by the UCSS Economic Forum. Peterson's economic impact number from 2019 is also shown in 2020 as the updated number is not yet ready for release.  
 \*\*The employment numbers for Schriever and Peterson include significant numbers of civilian contractors. The employment numbers for USAFA include cadets and several kinds of contract workers.  
 Note: Schriever had a new methodology for calculating economic impact in 2019.  
 Sources: Department of Military and Veteran Affairs; Colorado Springs Chamber of Commerce & EDC; respective military installations



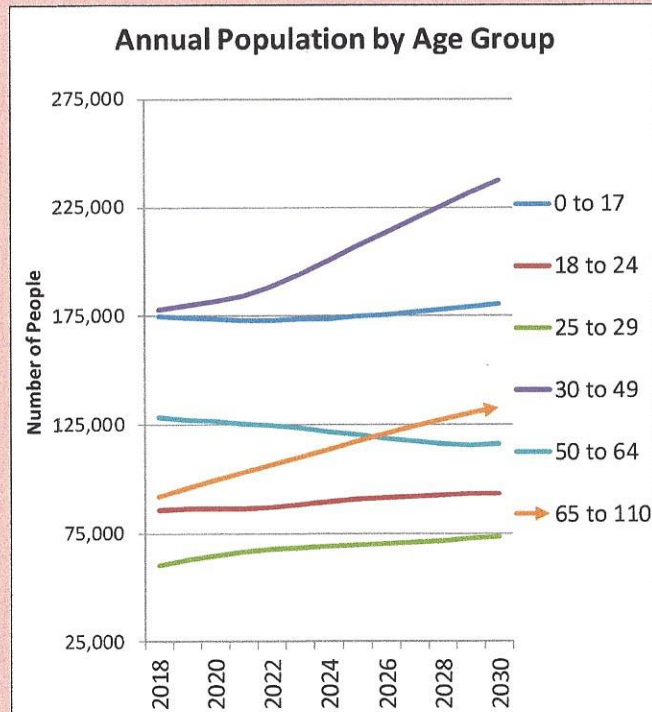
## Demographics

### El Paso County & U.S. Age Groups



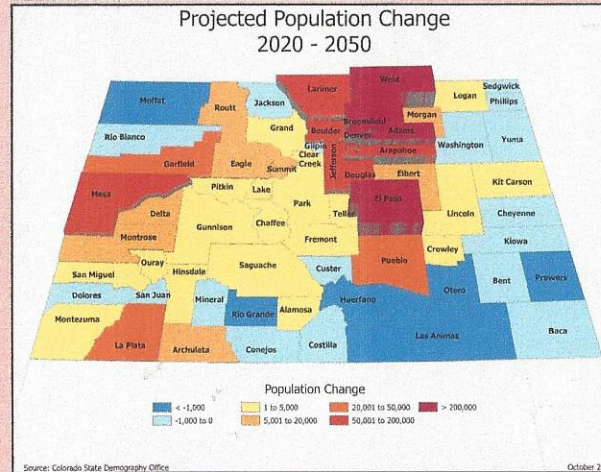
Sources: State Demography Office; U.S. Census Bureau, Population Division; Age groups from the U.S. Census Bureau's Population Estimates Program off of the 2010 Census due to delays in the 2020 Census data release.

### El Paso County—Population Projections



Note: Data was updated with projections off of the 2020 Census counts. Source: Colorado Department of Local Affairs, State Demography Office

## Population Growth 2020-2050



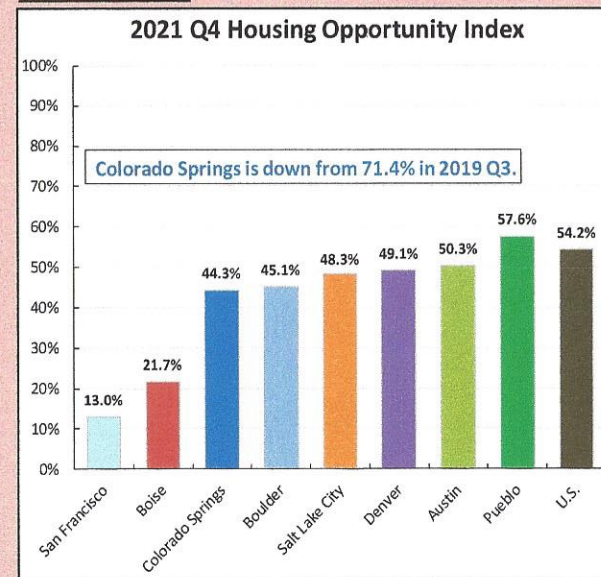
The State Demography Office projects a population increase of 262,500 additional people between 2020 and 2050 in El Paso County. Source: Colorado Department of Local Affairs, State Demography Office

## Population Estimates

	2020	2050
El Paso County	731,641	994,141
Colorado	5,782,915	7,564,742

The city of Colorado Springs population in 2020 was 479,257. Source: Colorado Department of Local Affairs, State Demography Office

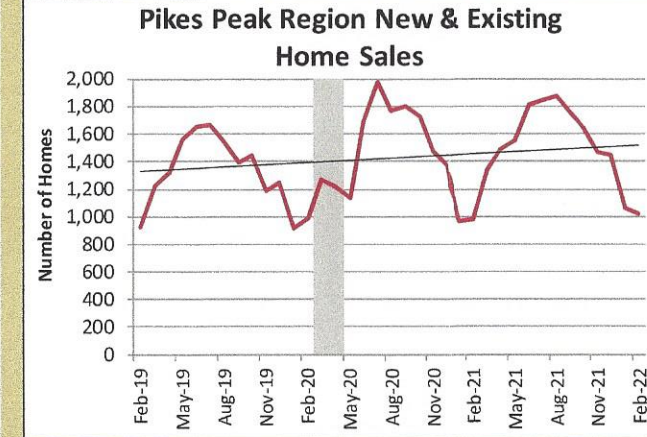
## Cost of Living



Notes: The Housing Opportunity Index (HOI) is defined as the share of homes sold in that area that are affordable to a family earning the local median income, based on standard mortgage underwriting criteria. It includes new and existing homes. Sources: National Association of Home Builders; Wells Fargo

## Real Estate

### Monthly Home Sales

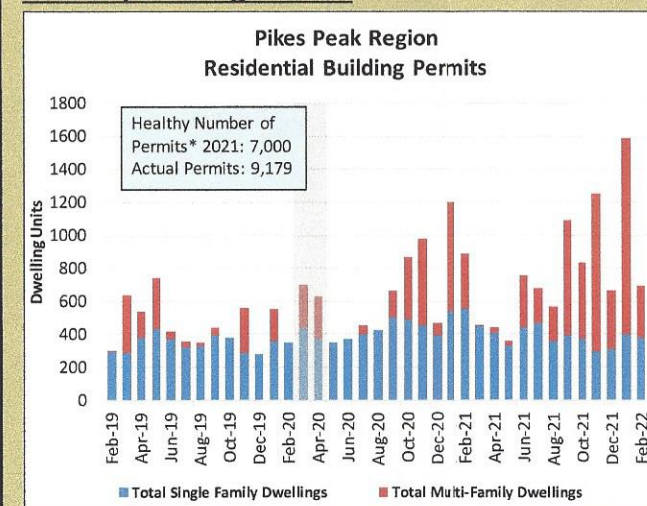


### Median Existing Single-Family Home Price 2021 Q4

Location	Colorado Springs	Denver	Boise	United States
Price	\$442,700	\$617,600	\$473,800	\$361,700
1-year % Change	19.2% increase	20.5% increase	24.3% increase	14.6% increase
MSA Rank	30	13	27	n/a

Sources: Pikes Peak REALTOR® Services Corp.; National Association of REALTORS® Includes existing homes only.

### Monthly Building Permits

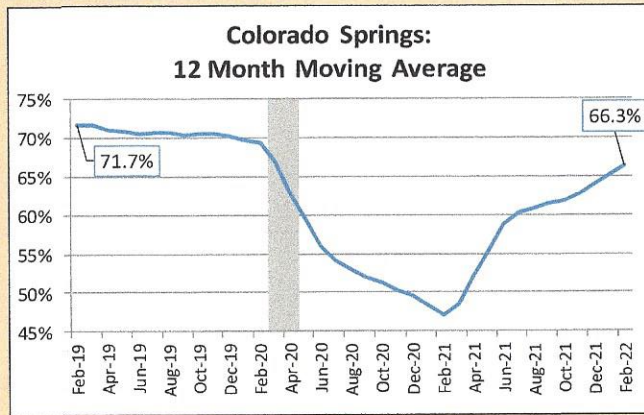


\*"Healthy permits" may be revised downwards after 2020 as pandemic-related data is released. Home building is likely inflated due to low interest rates, work-from-home and other factors that will likely abate in the next 12-24 months. Source: Pikes Peak Regional Building Department



## Tourism

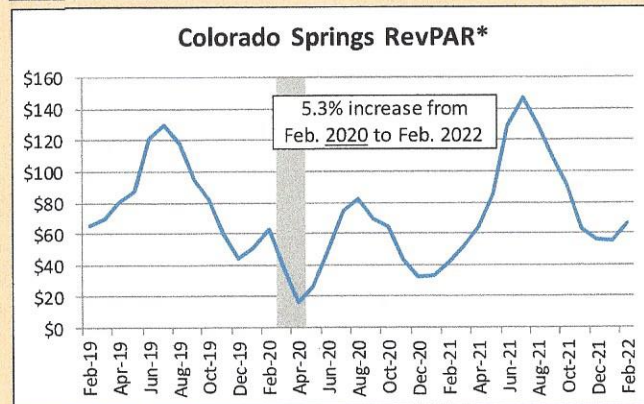
### Hotel Occupancy Rate



Hotel Occupancy Rate February 2022		
Colorado Springs	Denver	Colorado
58.3%	58.6%	59.5%

Source: Colorado Hotel & Lodging Assoc., Rocky Mountain Lodging Report

### Hotel RevPAR

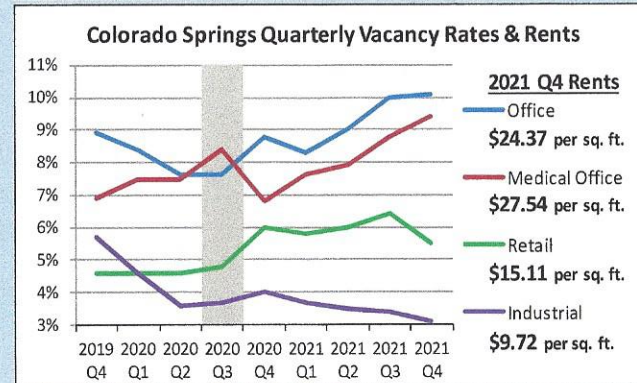


Hotel RevPAR February 2022		
Colorado Springs	Denver	Colorado
\$65.70	\$71.54	\$116.98

Source: Colorado Hotel & Lodging Assoc., Rocky Mountain Lodging Report  
\*RevPAR measures hotel revenue by taking the average room rate times hotel occupancy.

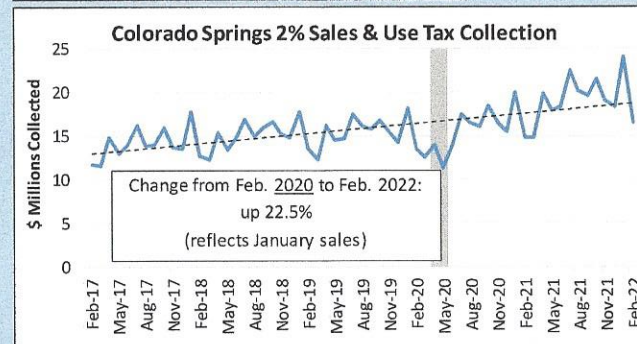
## Additional Metrics

### Colorado Springs Commercial Real Estate



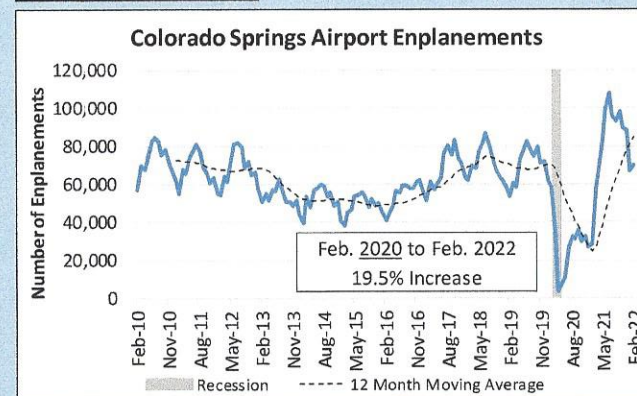
Sources: CoStar Group™; Olive Real Estate Group, Inc.

### Monthly Sales & Use Tax Collection



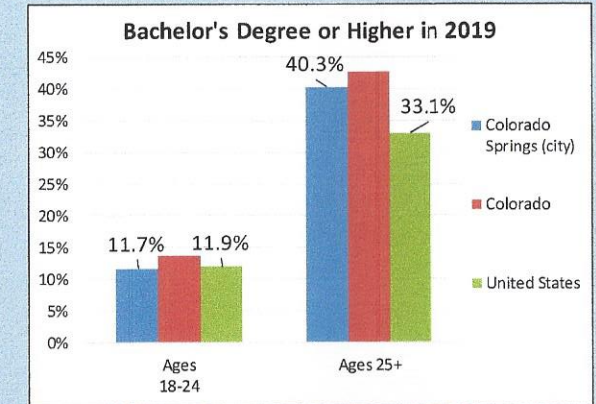
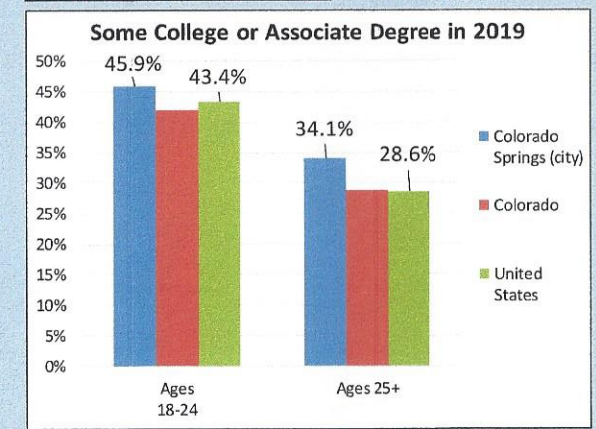
Source: City of Colorado Springs

### COS Enplanements



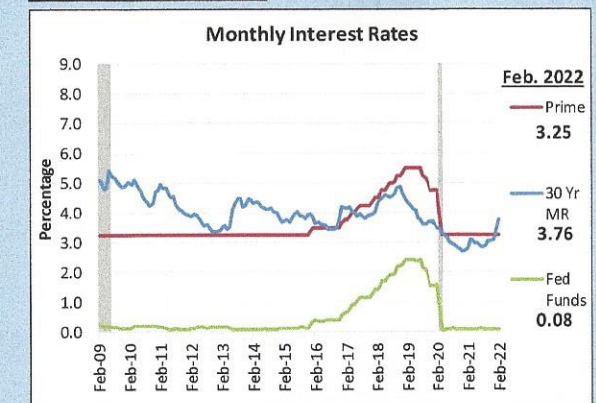
Source: Colorado Springs Airport

## Educational Attainment



Source: U.S. Census Bureau, American Community Survey

### U.S. Interest Rates



Source: Board of Governors of the U.S. Federal Reserve System; Freddie Mac

©2022 UCCE Economic Forum. All Rights Reserved.

For permission to reproduce or forward this document, contact Tatiana Bailey at tbailey6@uccs.edu or Rebecca Wilder at rwilder2@uccs.edu.  
All information provided by the UCCE Economic Forum is made possible by the support of local businesses. For current and past annual Forum booklets,  
please go to our website: [www.UCCSEconomicForum.com](http://www.UCCSEconomicForum.com).



# Thank you to all the UCCS Economic Forum partners!

## Platinum Level Partners:



## Gold Level Partners:



## Media Partners:



## Silver Level Partners:

BiggsKofford Certified Public Accountants  
Catalyst Campus for Technology & Innovation  
City of Colorado Springs  
Colorado Springs Chamber of Commerce & EDC  
Community Banks of Colorado  
Crescent Real Estate LLC  
The Eastern Colorado Bank  
El Paso County  
FirstBank  
Gold Hill Mesa  
Land Title Guarantee Company  
Nor'wood  
Pikes Peak Area Council of Governments  
Pikes Peak Association of REALTORS®  
Pikes Peak Community College  
T. Rowe Price  
Vantage Homes  
Vectra Bank

## Sustaining Level Partners:

ADD STAFF, Inc.  
The Apartment Association of Southern Colorado  
Aventa Credit Union  
Blazer Electric Supply Co.  
Bryan Construction Inc.  
City of Fountain  
Classic Companies  
Colorado Springs Airport  
Downtown Partnership of Colorado Springs  
dpiX, LLC  
Financial Planning Association of Southern Colorado  
Housing & Building Association of Colorado Springs  
Independent Financial  
Integrity Wealth Advisors  
Kimberley Sherwood  
Legacy Bank  
Nunn Construction  
Olive Real Estate Group, Inc.  
The Patterson Group  
Pikes Peak Small Business Development Center  
Rocky Mountain PBS  
Salzman Real Estate Services, Ltd.  
Southern Colorado Commercial Brokers  
Sparks Willson, P.C.  
START Real Estate  
TBK Bank  
UCHealth Memorial Hospital  
University of Colorado Denver Executive MBA Program  
U.S. Bank  
Visit Colorado Springs