



WHERE THE MOUNTAINS MEET THE MARKET AND PROFESSIONALS RISE ABOVE THE REST.

LISTING AND SALES SUMMARY May 2026

MONTHLY SUMMARY	<u>All Homes</u>					<u>Existing Homes</u>					
	Apr 2026	May 2026	% +/-	May 2025	% +/-	Apr 2026	May 2026	% +/-	May 2025	% +/-	
SINGLE FAMILY/PATIO HOMES:											
New Listings	1,941	1,783	(8.1)	2,048	(12.9)	1,782	1,641	(7.9)	1,861	(11.8)	
Sales	1,124	1,251	11.3	1,166	7.3	1,008	1,135	12.6	1,023	10.9	
Ave. Sales Price	\$558,220	\$577,202	3.4	\$566,304	1.9	\$549,755	\$579,477	5.4	\$558,164	3.8	
Median Sales Price	\$480,000	\$499,952	4.2	\$490,000	2.0	\$471,000	\$500,000	6.2	\$485,000	3.1	
Total Active	3,422	3,667	7.2	3,671	(0.1)	2,958	3,204	8.3	3,120	2.7	
* Months Supply	3.0	2.9		3.1		2.9	2.8		3.0		
CONDO/TOWNHOMES:											
New Listings	318	256	(19.5)	272	(5.9)	282	233	(17.4)	235	(0.9)	
Sales	151	144	(4.6)	166	(13.3)	135	130	(3.7)	141	(7.8)	
Ave. Sale Price	\$351,490	\$343,824	(2.2)	\$364,586	(5.7)	\$342,882	\$333,788	(2.7)	\$348,235	(4.1)	
Median Sale Price	\$335,000	\$337,500	0.7	\$341,000	(1.0)	\$325,000	\$322,450	(0.8)	\$320,000	0.8	
Total Active	704	726	3.1	629	15.4	630	649	3.0	563	15.3	
* Months Supply	4.7	5.0		3.8		4.7	5.0		4.0		
CUMULATIVE YTD SUMMARY											
	Jan-May 2026			Jan-May 2025			Jan-May 2026			Jan-May 2025	
SINGLE FAMILY/PATIO HOMES:											
New Listings	8,163			8,045			7,413			7,129	
Sales	4,820			4,757			4,294			4,110	
Ave. Sales Price	\$551,886			\$560,340			\$546,224			\$552,756	
Volume	\$2,660,090,520			\$2,665,537,380			\$2,345,485,856			\$2,271,827,160	
CONDO/TOWNHOMES:											
New Listings	1,280			1,210			1,154			1,087	
Sales	587			645			535			557	
Ave. Sales Price	\$345,199			\$362,329			\$336,585			\$350,089	
Volume	\$202,631,813			\$233,702,205			\$180,072,975			\$194,999,573	

* Beginning 2026, calculating differences between Months Supply will not be done.

©Copyright 2026 REALTOR® Services Corp (RSC)
All rights reserved. Unauthorized reproduction is prohibited.

RSC authorizes RSC REALTOR® Subscribers to reproduce and display a single copy of this Listing and Sales Summary on his/her own real estate website and/or electronic or print communications. Any such display must include the following notice with the correct range of dates:

©Copyright 2026 REALTOR® Services Corp. All rights reserved. Unauthorized reproduction is prohibited. Based on information from the REALTOR® Services Corp ("RSC") for the period **May 2025 through May 2026**. RSC information may not reflect all real estate activity in the market and is provided as is without warranty or guaranty.



WHERE THE MOUNTAINS MEET THE MARKET AND PROFESSIONALS RISE ABOVE THE REST.

Monthly Sales Activity May 2026

1 page

Category - Listing	# List Sold	% of List	Total Dollar Volume	% of Dollar	Med Sale Price	Avg Sale Price	Med List Price	SP/LP	Avg DOM
SINGLE FAMILY/PATIO	1250	84.7	722,042,516	90.2	499,971	577,634	499,900	99.2	43.0
El Paso County	1063	72.1	620,698,625	77.5	500,000	583,912	499,999	99.3	39.0
Teller County	62	4.2	35,074,000	4.4	542,500	565,709	550,000	98.4	58.0
Adams	2	0.1	1,299,000	0.2	649,500	649,500	664,500	97.3	52.0
Arapahoe	6	0.4	3,240,000	0.4	542,500	540,000	542,500	100.0	38.0
Broomfield	1	0.1	518,000	0.1	518,000	518,000	518,000	100.0	66.0
Douglas	24	1.6	21,328,000	2.7	850,000	888,666	850,000	98.0	42.0
Elbert	4	0.3	3,135,000	0.4	745,000	783,750	745,000	97.2	67.0
Fremont	13	0.9	8,962,500	1.1	325,000	689,423	359,000	97.5	50.0
Jefferson	1	0.1	560,000	0.1	560,000	560,000	579,000	96.7	47.0
Lake	1	0.1	700,000	0.1	700,000	700,000	719,000	97.4	295.0
Las Animas	1	0.1	174,900	0.0	174,900	174,900	164,900	106.1	277.0
Park	10	0.7	4,981,650	0.6	410,000	498,165	432,450	97.9	157.0
Pueblo	61	4.1	20,970,841	2.6	329,900	343,784	330,000	98.3	60.0
Weld	1	0.1	400,000	0.0	400,000	400,000	400,000	100.0	17.0
CONDO/TOWNHOME	144	9.8	49,510,705	6.2	337,500	343,824	339,500	98.6	64.0
El Paso County	139	9.4	46,928,705	5.9	334,900	337,616	334,900	98.6	61.0
1	0.1	542,000	0.1	542,000	542,000	549,900	98.6	11.0	
2	0.1	1,345,000	0.2	672,500	672,500	700,000	95.7	280.0	
1	0.1	415,000	0.1	415,000	415,000	419,900	98.8	74.0	
1	0.1	280,000	0.0	280,000	280,000	285,000	98.2	83.0	
15	1.0	7,723,900	1.0	525,000	514,926	570,000	99.4	49.0	
56	3.8	8,273,000	1.0	100,000	14,500	14,500	91.2	150.0	
25	1.7	5,121,500	0.6	155,000	204,860	179,900	91.6	175.0	
15	1.0	1,070,500	0.1	40,000	71,366	50,000	89.8	139.0	
1	0.1	260,000	0.0	260,000	260,000	284,500	91.4	254.0	
1	0.1	62,000	0.0	62,000	62,000	65,000	95.4	22.0	
1	0.1	215,000	0.0	215,000	215,000	230,000	93.5	42.0	
3	0.2	412,500	0.1	100,000	137,500	125,000	89.2	158.0	
1	0.1	62,500	0.0	62,500	62,500	65,000	96.2	44.0	
5	0.3	980,000	0.1	160,000	196,000	160,000	95.6	136.0	
4	0.3	89,000	0.0	19,000	22,250	21,500	87.1	110.0	
1	0.1	1,250,000	0.2	1,250,000	1,250,000	1,275,000	98.0	114.0	
9	0.6	11,842,400	1.5	550,000	1,315,822	600,000	95.6	232.0	
0	0.0	0	0.0	0	0	0	0.0	0.0	
1475	100.0	800,642,521	100.0	472,000	542,808	475,000	98.8	50	

Douglas
Jefferson
Pueblo

INCOME

VACANT LAND

El Paso County
Teller County
Chaffee
Custer
Douglas
Fremont
Las Animas
Park
Pueblo

FARM AND RANCH

COMMERCIAL

BUSINESS OP

Total



WHERE THE MOUNTAINS MEET THE MARKET AND PROFESSIONALS RISE ABOVE THE REST.

Monthly Listing Activity May 2026

3 pages

Category - Listing	# List Active	% of List	Total Dollar Volume	% of Dollar	Med List Price	Avg List Price	# List New	Med Price	Avg Price New List	BOM	PND	EXP	WTH
SINGLE FAMILY/PATIO	3,665	61.6	2,460,633,456	0	535,000	671,387	1,781	515,000	604,370	333	880	103	80
El Paso County	2,714	45.6	1,849,438,745	0.0	549,000	681,443	1,445	519,000	612,821	264	736	76	65
Teller County	265	4.5	165,881,159	0.0	530,000	625,966	76	550,000	643,013	23	39	4	2
Adams	10	0.2	6,266,800	0.0	605,000	626,680	6	527,000	532,166	0	1	1	0
Arapahoe	13	0.2	7,330,899	0.0	565,000	563,915	12	504,999	528,991	2	6	0	1
Bent	1	0.0	300,000	0.0	300,000	300,000	0	0	0	1	0	0	0
Boulder	2	0.0	1,565,000	0.0	782,500	782,500	0	0	0	1	0	0	0
Chaffee	5	0.1	5,898,900	0.0	799,900	1,179,780	2	1,165,000	1,165,000	0	0	0	0
Cheyenne	2	0.0	863,000	0.0	431,500	431,500	1	278,000	278,000	0	0	0	0
Conejos	3	0.1	2,562,900	0.0	850,000	854,300	0	0	0	0	0	0	0
Costilla	2	0.0	1,070,000	0.0	535,000	535,000	1	650,000	650,000	0	0	0	0
Crowley	4	0.1	999,900	0.0	232,450	249,975	1	62,550	62,550	0	0	0	1
Custer	30	0.5	17,983,600	0.0	554,950	599,453	15	670,000	669,333	3	0	0	1
Denver	9	0.2	7,032,899	0.0	599,999	781,433	4	589,500	592,000	1	2	1	0
Douglas	80	1.3	106,513,877	0.0	987,500	1,331,423	31	814,999	884,067	1	17	5	3
Elbert	29	0.5	32,132,600	0.0	899,900	1,108,020	15	889,000	881,920	0	4	2	0
Fremont	68	1.1	41,349,646	0.0	469,000	608,083	26	479,000	680,399	4	9	3	2
Gilpin	1	0.0	775,000	0.0	775,000	775,000	1	775,000	775,000	0	0	0	0
Gunnison	1	0.0	639,900	0.0	639,900	639,900	0	0	0	0	0	0	0
Huerfano	4	0.1	3,304,999	0.0	677,499	826,249	0	0	0	0	0	0	0
Jefferson	8	0.1	12,260,800	0.0	667,450	1,532,600	4	579,900	630,200	1	0	1	0
Larimer	1	0.0	474,700	0.0	474,700	474,700	1	474,700	474,700	0	0	0	0
Las Animas	8	0.1	3,840,400	0.0	346,700	480,050	2	412,000	412,000	0	3	0	0
Lincoln	6	0.1	2,438,700	0.0	404,900	406,450	0	0	0	1	0	0	0
Morgan	1	0.0	695,000	0.0	695,000	695,000	0	0	0	0	0	0	0
Otero	7	0.1	1,859,700	0.0	225,900	265,671	0	0	0	0	1	0	0
Park	48	0.8	30,162,940	0.0	553,750	628,394	16	516,250	520,587	3	4	0	2
Prowers	3	0.1	539,999	0.0	189,999	179,999	0	0	0	0	0	0	0
Pueblo	332	5.6	130,424,594	0.0	350,000	392,845	122	342,359	372,705	27	58	10	3
Rio Grande	4	0.1	1,263,800	0.0	307,450	315,950	0	0	0	1	0	0	0
Summit	3	0.1	23,894,999	0.0	5,999,999	7,964,999	0	0	0	0	0	0	0
Weld	1	0.0	868,000	0.0	868,000	868,000	0	0	0	0	0	0	0
CONDO/TOWNHOME	726	12.2	254,589,601	0	324,945	350,674	256	325,000	351,357	30	109	24	10
El Paso County	630	10.6	215,210,030	0.0	321,750	341,603	227	324,500	347,966	26	100	22	9
Teller County	25	0.4	9,039,999	0.0	349,900	361,599	3	289,900	329,966	0	1	1	0
Adams	1	0.0	459,900	0.0	459,900	459,900	1	459,900	459,900	1	1	0	0
Arapahoe	12	0.2	3,919,299	0.0	315,250	326,608	5	320,500	331,040	0	0	0	1

Category - Listing	# List Active	% of List	Total Dollar Volume	% of Dollar	Med List Price	Avg List Price	# List New	Med Price	Avg Price New List	BOM	PND	EXP	WTH
Broomfield	1	0.0	379,900	0.0	379,900	379,900	0	0	0	0	0	0	0
Denver	16	0.3	9,763,975	0.0	318,250	610,248	3	199,876	349,625	1	1	0	0
Douglas	15	0.3	7,153,599	0.0	415,000	476,906	8	412,500	448,975	0	4	0	0
Grand	1	0.0	435,000	0.0	435,000	435,000	0	0	0	0	0	0	0
Jefferson	1	0.0	285,000	0.0	285,000	285,000	1	420,000	420,000	0	1	1	0
Larimer	1	0.0	555,000	0.0	555,000	555,000	0	0	0	0	0	0	0
Montezuma	1	0.0	315,000	0.0	315,000	315,000	0	0	0	0	0	0	0
Pueblo	22	0.4	7,072,899	0.0	287,200	321,495	8	344,750	349,162	2	1	0	0
INCOME	146	2.5	98,581,330	0	599,000	675,214	42	509,950	571,551	7	15	7	2
VACANT LAND	1,055	17.7	302,919,871	0	125,000	287,127	195	100,000	198,723	14	46	38	0
El Paso County	431	7.2	160,718,521	0.0	220,000	372,896	80	200,000	291,719	11	20	9	0
Teller County	242	4.1	39,616,138	0.0	52,750	163,703	39	45,000	96,907	1	4	17	0
Adams	1	0.0	189,000	0.0	189,000	189,000	0	0	0	0	0	0	0
Alamosa	1	0.0	33,900	0.0	33,900	33,900	0	0	0	0	0	0	0
Archuleta	1	0.0	180,000	0.0	180,000	180,000	0	0	0	0	0	0	0
Chaffee	2	0.0	336,900	0.0	168,450	168,450	1	237,000	237,000	0	1	0	0
Clear Creek	2	0.0	659,000	0.0	329,500	329,500	1	60,000	60,000	0	0	0	0
Conejos	2	0.0	1,410,000	0.0	705,000	705,000	0	0	0	0	0	0	0
Costilla	8	0.1	125,400	0.0	10,000	15,675	4	10,000	14,250	0	0	0	0
Crowley	2	0.0	75,000	0.0	37,500	37,500	0	0	0	0	0	0	0
Custer	20	0.3	7,428,399	0.0	237,500	371,419	5	85,000	195,779	0	1	0	0
Douglas	51	0.9	14,276,768	0.0	190,000	279,936	7	110,000	174,200	1	5	2	0
Eagle	1	0.0	1,200,000	0.0	1,200,000	1,200,000	1	1,200,000	1,200,000	0	0	0	0
Elbert	16	0.3	4,302,100	0.0	212,500	268,881	0	0	0	0	1	1	0
Fremont	33	0.6	5,266,997	0.0	110,000	159,605	4	150,000	230,000	0	3	2	0
Grand	1	0.0	109,000	0.0	109,000	109,000	0	0	0	0	0	0	0
Gunnison	1	0.0	68,900	0.0	68,900	68,900	0	0	0	0	0	0	0
Huerfano	9	0.2	665,500	0.0	69,500	73,944	3	12,000	66,333	1	1	0	0
Jefferson	2	0.0	518,900	0.0	259,450	259,450	0	0	0	0	0	0	0
Lake	1	0.0	79,900	0.0	79,900	79,900	0	0	0	0	0	0	0
Larimer	1	0.0	245,000	0.0	245,000	245,000	0	0	0	0	0	0	0
Las Animas	6	0.1	611,900	0.0	47,450	101,983	0	0	0	0	0	0	0
Lincoln	8	0.1	3,021,000	0.0	75,000	377,625	0	0	0	0	0	0	0
Park	103	1.7	47,463,500	0.0	80,000	460,810	20	92,450	224,580	0	5	3	0
Pueblo	108	1.8	13,803,148	0.0	48,700	127,806	30	65,000	75,710	0	5	3	0
Rio Grande	2	0.0	515,000	0.0	257,500	257,500	0	0	0	0	0	0	0
Saguache	0	0.0	0	0.0	0	0	0	0	0	0	0	1	0
FARM AND RANCH	17	0.3	27,391,835	0	1,500,000	1,611,284	1	1,500,000	1,500,000	0	0	0	0
COMMERCIAL	131	2.2	134,871,775	0	595,000	1,029,555	7	500,000	635,714	2	5	5	1
BUSINESS OP	0	0.0	0	0	0	0	0	0	0	0	0	0	0
RENTALS	208	3.5	443,425	0	2,045	2,131	181	2,300	2,267	3	0	1	9
El Paso County	200	3.4	422,355	0.0	2,012	2,111	178	2,300	2,268	3	0	1	9

Category - Listing	# List Active	% of List	Total Dollar Volume	% of Dollar	Med List Price	Avg List Price	# List New	Med Price	Avg Price New List	BOM	PND	EXP	WTH
Teller County	5	0.1	10,350	0.0	1,650	2,070	2	2,175	2,175	0	0	0	0
Denver	1	0.0	2,600	0.0	2,600	2,600	0	0	0	0	0	0	0
Douglas	1	0.0	5,720	0.0	5,720	5,720	0	0	0	0	0	0	0
Pueblo	1	0.0	2,400	0.0	2,400	2,400	1	2,400	2,400	0	0	0	0
Total	5,948	100.0	3,279,431,293	100	445,000	551,350	2,463	450,000	501,603	389	1,055	178	102



WHERE THE MOUNTAINS MEET THE MARKET AND PROFESSIONALS RISE ABOVE THE REST.

Active/Sold Listing Analysis

May 2026

Active Listings Analysis Current as of 6/1/26

	0 - 199999	200000 - 299999	300000 - 399999	400000 - 499999	500000 - 599999	600000 - 799999	800000 - 999999	1000000 - 1999999	2000000 - 99999999
Single Family									

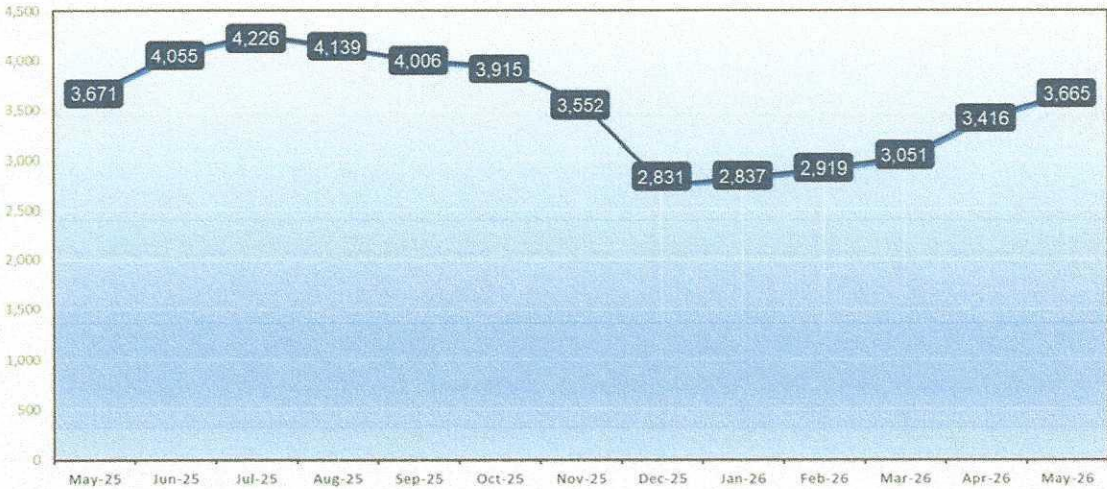
4	28	175	317	214	176	82	58	12
2	3	11	11	9	18	6	2	0
18	57	209	348	238	209	97	67	13

5	34	182	286	163	151	52	54	7
2	6	12	11	11	14	1	2	0
19	52	211	321	184	182	60	64	9

5	29	157	272	191	182	68	44	9
1	3	10	16	11	8	1	4	1
26	51	202	318	217	205	77	56	11

May 2026 Charts

Housing Statistics Single Family/Patio Homes Homes For Sale

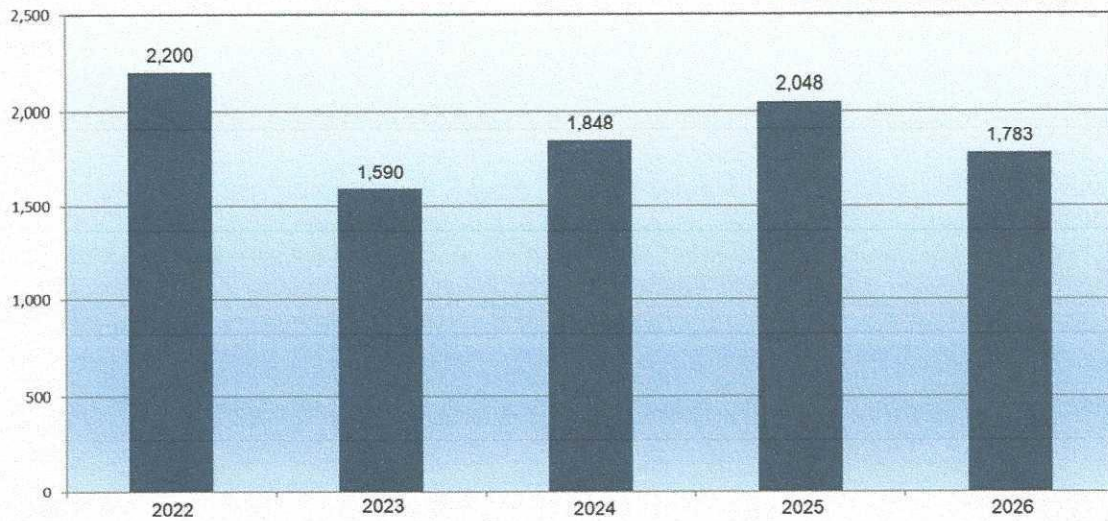


This representation is based in whole or in part on information from the REALTOR® Services Corp ("RSC") or its elevateMLS formerly PPMLS. Content is deemed reliable; however, neither the RSC nor the elevateMLS nor PPAR guarantees or is in any way responsible for its accuracy. Data maintained by RSC does not reflect all real estate activity in the market. ©Copyright REALTOR® Services Corp, a wholly owned subsidiary of the Pikes Peak Association of REALTORS® 2026. All rights reserved. Unauthorized reproduction is prohibited.

Housing Statistics

Single Family/Patio Homes

New Listings - May



This representation is based in whole or in part on information from the REALTOR® Services Corp ("RSC") or its elevateMLS formerly PPMLS. Content is deemed reliable; however, neither the RSC nor the elevateMLS nor PPAR guarantees or is in any way responsible for its accuracy. Data maintained by RSC does not reflect all real estate activity in the market. ©Copyright REALTOR® Services Corp, a wholly owned subsidiary of the Pikes Peak Association of REALTORS® 2026. All rights reserved. Unauthorized reproduction is prohibited.

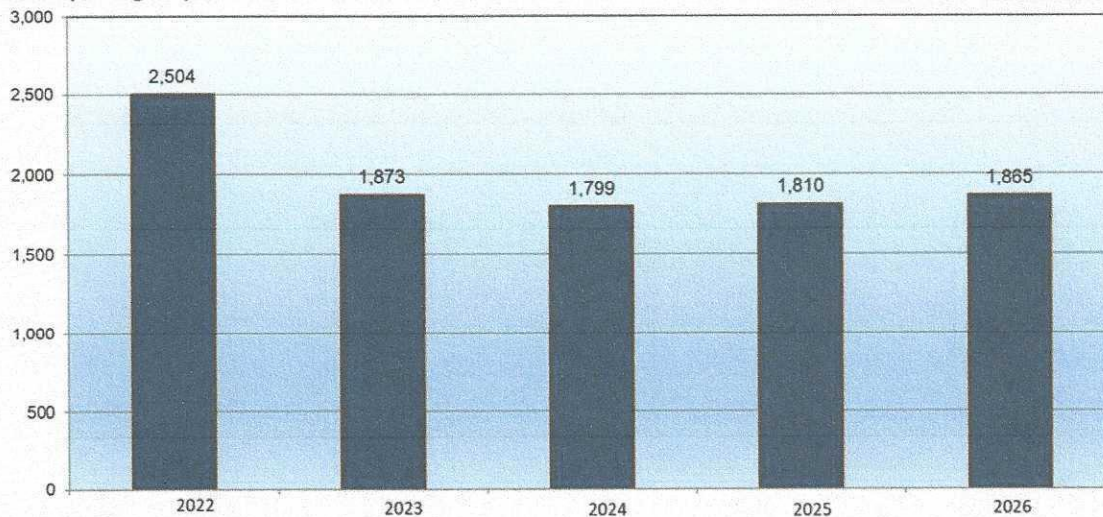
Housing Statistics

Single Family/Patio Homes

Total Under Contract - May



(Total number of listings in elevateMLS formerly PPMLS that are under contract/pending sale)

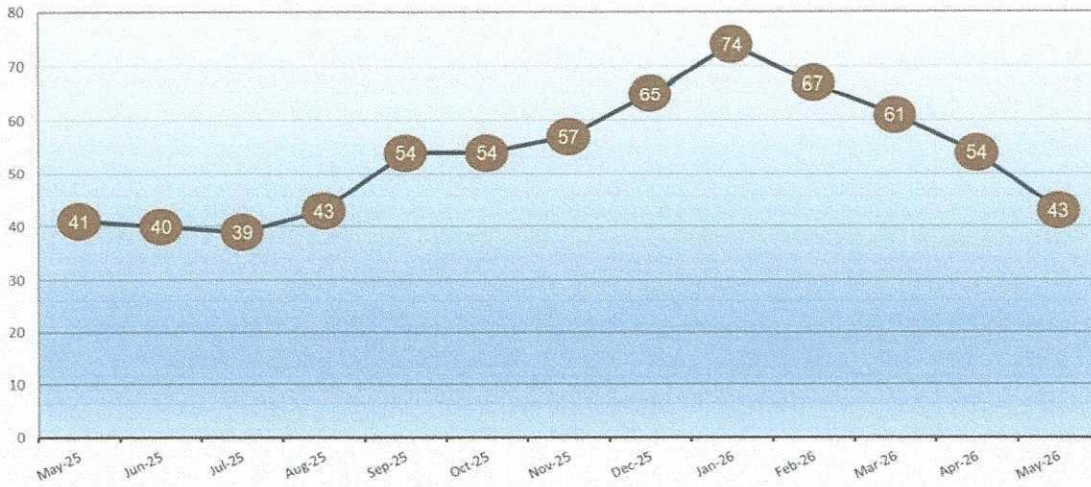


This representation is based in whole or in part on information from the REALTOR® Services Corp ("RSC") or its elevateMLS formerly PPMLS. Content is deemed reliable; however, neither the RSC nor the elevateMLS nor PPAR guarantees or is in any way responsible for its accuracy. Data maintained by RSC does not reflect all real estate activity in the market. ©Copyright REALTOR® Services Corp, a wholly owned subsidiary of the Pikes Peak Association of REALTORS® 2026. All rights reserved. Unauthorized reproduction is prohibited.

Housing Statistics

Single Family/Patio Homes

Average Days on Market

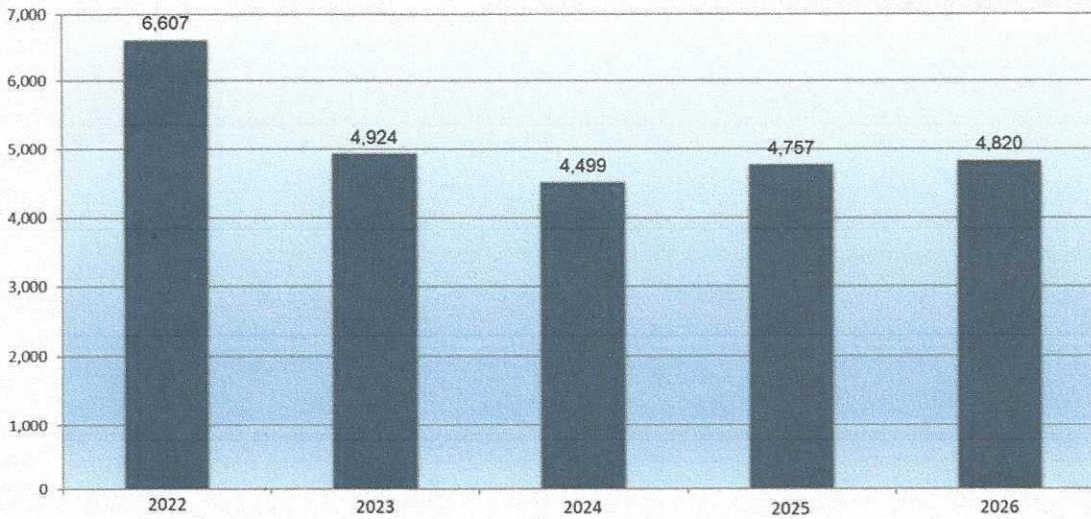


This representation is based in whole or in part on information from the REALTOR® Services Corp ("RSC") or its elevateMLS formerly PPMLS. Content is deemed reliable; however, neither the RSC nor the elevateMLS nor PPAR guarantees or is in any way responsible for its accuracy. Data maintained by RSC does not reflect all real estate activity in the market. ©Copyright REALTOR® Services Corp, a wholly owned subsidiary of the Pikes Peak Association of REALTORS® 2026. All rights reserved. Unauthorized reproduction is prohibited.

Housing Statistics

Single Family/Patio Homes

Total Sales YTD - May



This representation is based in whole or in part on information from the REALTOR® Services Corp ("RSC") or its elevateMLS formerly PPMLS. Content is deemed reliable; however, neither the RSC nor the elevateMLS nor PPAR guarantees or is in any way responsible for its accuracy. Data maintained by RSC does not reflect all real estate activity in the market. ©Copyright REALTOR® Services Corp, a wholly owned subsidiary of the Pikes Peak Association of REALTORS® 2026. All rights reserved. Unauthorized reproduction is prohibited.

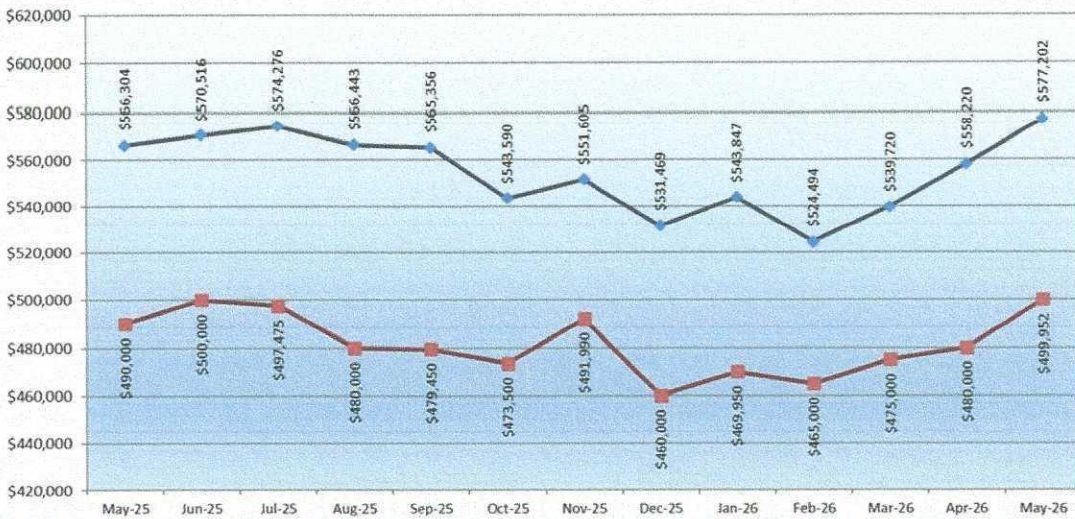
Housing Statistics

Single Family/Patio Homes

Average and Median Sales Prices



— Average — Median



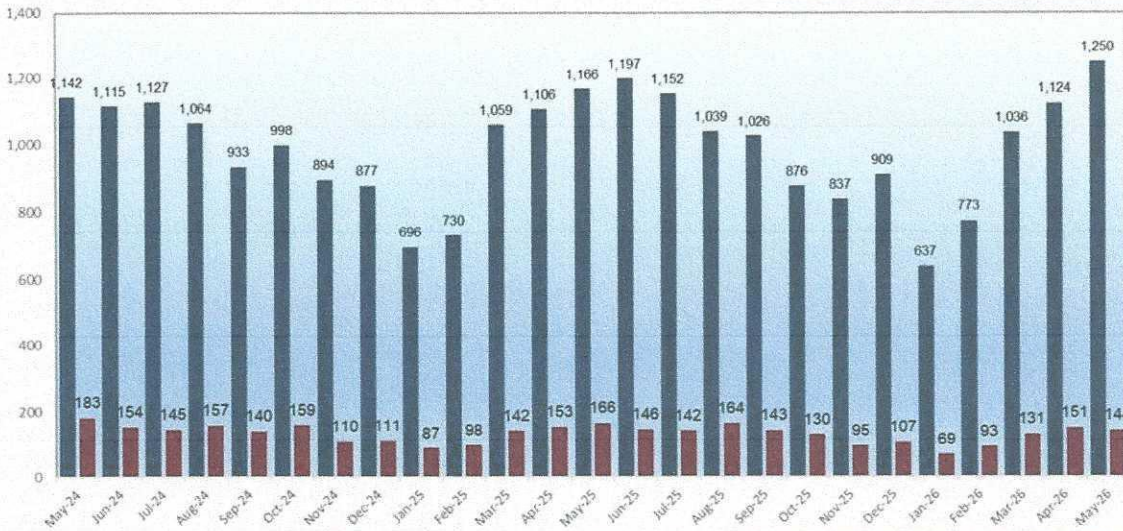
This representation is based in whole or in part on information from the REALTOR® Services Corp ("RSC") or its elevateMLS formerly PPMLS. Content is deemed reliable; however, neither the RSC nor the elevateMLS nor PPAR guarantees or is in any way responsible for its accuracy. Data maintained by RSC does not reflect all real estate activity in the market. ©Copyright REALTOR® Services Corp, a wholly owned subsidiary of the Pikes Peak Association of REALTORS® 2026. All rights reserved. Unauthorized reproduction is prohibited.

Housing Statistics

Residential Home Sales



■ Single Family ■ Condos and Townhomes



This representation is based in whole or in part on information from the REALTOR® Services Corp ("RSC") or its elevateMLS formerly PPMLS. Content is deemed reliable; however, neither the RSC nor the elevateMLS nor PPAR guarantees or is in any way responsible for its accuracy. Data maintained by RSC does not reflect all real estate activity in the market. ©Copyright REALTOR® Services Corp, a wholly owned subsidiary of the Pikes Peak Association of REALTORS® 2026. All rights reserved. Unauthorized reproduction is prohibited.